

# park centre folding

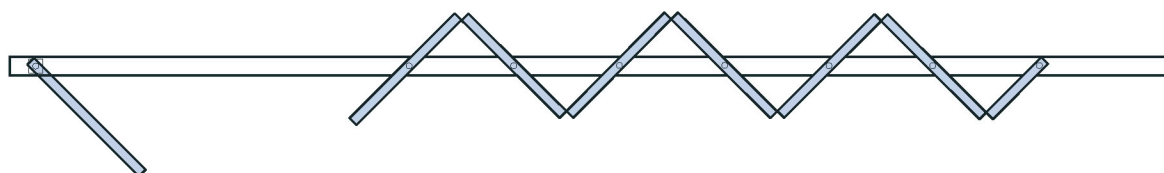
PA-260

Sistema per pareti scorrevoli a libro con profili inferiori e superiori, con ante centrali rispetto alla guida, senza guida a pavimento.

Sliding folding system with top/bottom profiles for centre folding glass doors without bottom guide channel.

Faltschiebewandsystem Falteingang mittig, ohne Bodenführung.



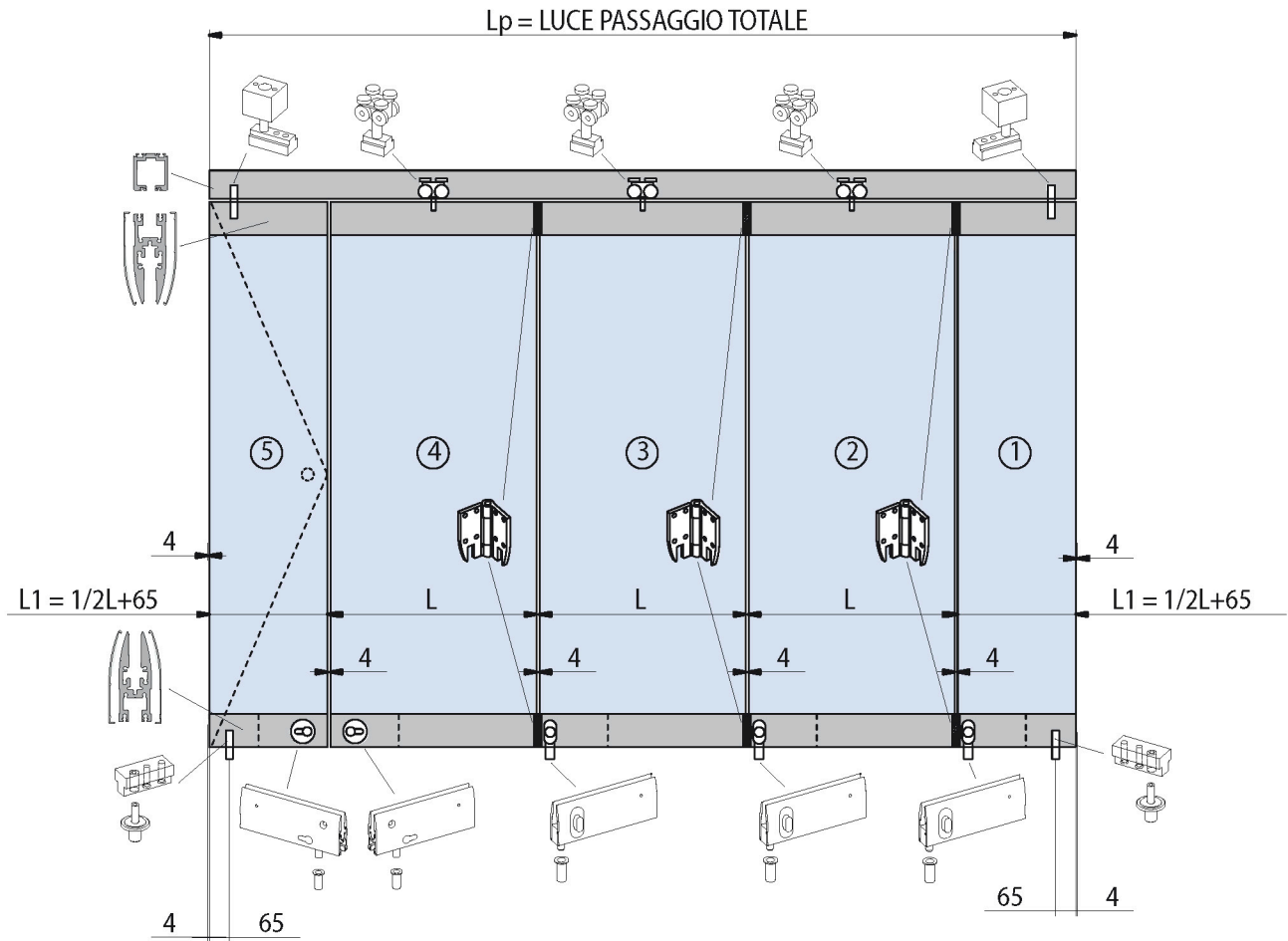


■  
Senza guida a pavimento.  
Without bottom guide channel.  
Ohne Bodenführung.

■  
Le dimensioni massime di ogni anta sono 1000 x 3000,  
per massimo 5 ante per lato, quindi 10 ante totali.  
The maximum dimensions of every panel are 1000 x 3000,  
for maximum 5 panels for side therefore 10 panels totals.  
Max Falftügelgrößen sind: max. Flügelbreite 1000, max  
gesamthöhe 3000, Max Falftügel pro seite so insgesamt  
10 Falftügel möglich.

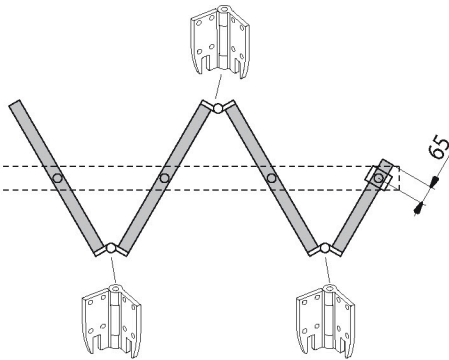
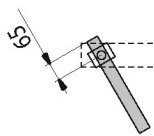
■  
Spessore vetro: 10/12/12,7 mm.  
Glass thickness: 10/12/12,7 mm.  
Glas: 10/12/12,7 mm.

# park centre folding PA-260



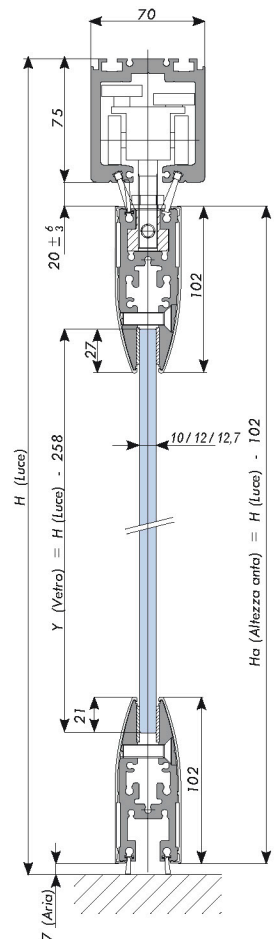
Y = Altezza vetro  
Glass height  
Glashöhe

H = Luce netta altezza passaggio  
Clear opening height  
Lichte Durchgangshöhe



$$Y (\text{Vetro}) = H (\text{Luce}) - 258$$

$$Ha (\text{Altezza anta}) = H (\text{Luce}) - 102$$







INGRESSO



CANTIERO